



**Electrolux**  
PROFESSIONAL

## Handling System for Rack Type Pre-wash Table with Sink Left to Right, 1300mm

ITEM # \_\_\_\_\_

MODEL # \_\_\_\_\_

NAME # \_\_\_\_\_

SIS # \_\_\_\_\_

AIA # \_\_\_\_\_



865407 (BHRPT6B11L)

Prewash table with bowl for  
Rack Type Dishwasher, Left->  
Right, 1300 mm

### Short Form Specification

**Item No.** \_\_\_\_\_

Designed for rack type dishwashers. Constructed in 304  
AISI stainless steel. Integrated splashback.

N. 2 square 40x40mm square legs with height-adjustable  
feet. Sink size 500x400x300mm with overflow pipe and  
drain hole.

Basket direction: from left to right.

### Main Features

- Supplied knocked-down and easy to assemble.
- Designed for 500x500 mm dishwashing racks.
- Suitable to be installed alone with the rack type dishwasher to save space.
- The table is intended to be directly connected with the rack type in the loading side from left to right direction.

### Construction

- 304 AISI stainless steel construction throughout.
- Included splashback to prevent water spatter.
- Deep anti-drip profiles completely folded with lower edge for safe and easy cleaning.
- All surfaces smooth with polished finish.
- 40x40 mm square tubular legs in AISI 304 stainless steel.
- To be secured to the dishwasher and fitted with one pair of legs at the other end.
- Optionally equipped with undershelf, pre-rinse unit, strainer basket and scrap plate.

### Sustainability



- Stainless steel feet 50 mm adjustable in height to align the operation height between the dishwasher and table as well as to ensure that tables drain back into the dishwasher.

### Optional Accessories

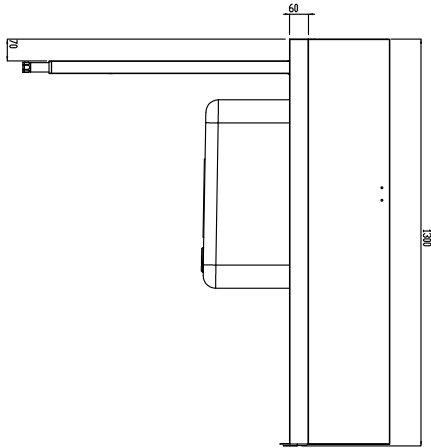
- 2 legs for floor mounted storing shelf PNC 855296
- Dish scraper PNC 855297
- Floor fastening kit for 2 square legs PNC 865386
- Removable bridge table, 800 mm PNC 865418
- Removable bridge table with hole, 800 mm PNC 865419
- Undershelf for dishwasher table, 1300 mm PNC 865481

APPROVAL: \_\_\_\_\_

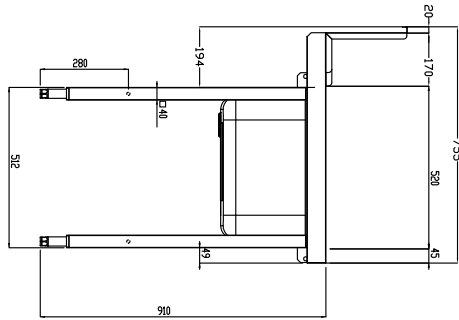


Experience the Excellence  
[www.electroluxprofessional.com](http://www.electroluxprofessional.com)

Front

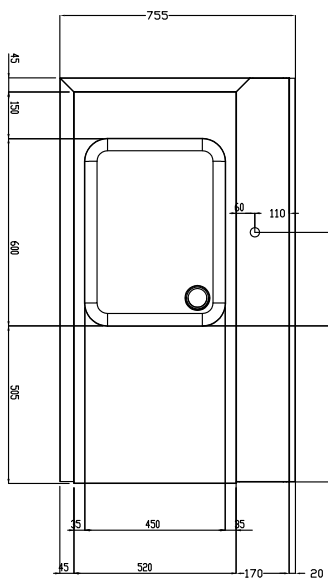


Side



D = Drain

Top


**Key Information:**

External dimensions, Width:	1300 mm
865407 (BHRPT6B11L)	
External dimensions, Depth:	755 mm
External dimensions, Height:	1170 mm
Net weight:	24 kg
Splashback Dimensions, Height:	260 mm
Basin dimensions:	